



Weekly Tech Wrap-up 9/20/2013

What We Have Learned

Sign Up for Video Conferences

Darlene Eakin sent an email with information about registering for video conferences available through the [Ann Arbor Hands On Museum](#) and the Cleveland Museum of Art ([elementary](#) or [secondary](#)). Click on the links above for information and registration.

Mrs. Eakin developed a form for each provider that makes scheduling easier for both the Technology Department and teachers. Teachers are required to enter all necessary information in order to submit the registration form. As with all Google forms, the information will go directly into a spreadsheet for her to reference. She will no longer have to go back through emails looking for information pertaining to upcoming video conferences.

As always if you need assistance completing a Google form please email blacka@fasd.k12.pa.us

We Can Change the World Challenge 2013-14

The *Siemens We Can Change the World Challenge* is currently under way. The competition is described on their website as a way for students to learn about science and conservation through project-based learning. There is still time to get involved. The competition runs from August 13, 2013 through March 4, 2014. "Teams from across the country will be challenged to create sustainable, reproducible environmental improvements in their local communities."

Grades k-5 - <http://www.wecanchange.com/elementary-school>

Grades 6-8 - <http://www.wecanchange.com/middle-school>

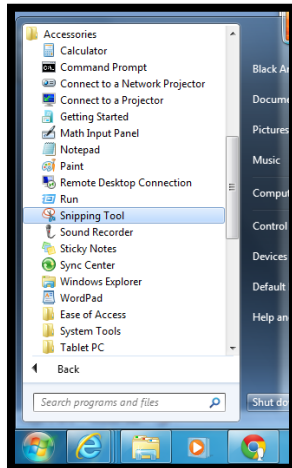
Grades 9-12 - <http://www.wecanchange.com/high-school>

Discovery Education has partnered with Siemens to promote this competition and to celebrate STEM education during the months of September & October. To learn more about the celebration of *STEMtember* and teacher webinars through Discovery Ed [click here](#).

Strictly Secondary

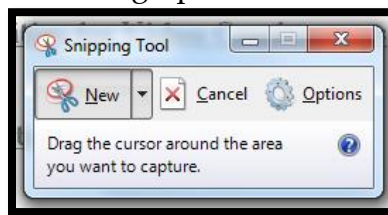
Snipping Tool in Windows

Many of us use the PRTSCN button to capture a screen shot. A screen shot gives you an image of what is on your monitor screen that you can paste into documents or email messages. Anna Benvenuti says that, for teachers in the High School and Middle School only, there is an even better option in Windows Accessories when we want to capture only a portion of the screen, the Snipping Tool.

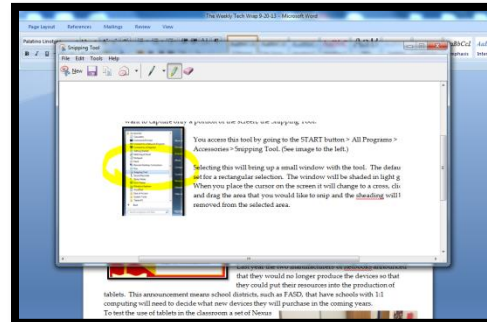
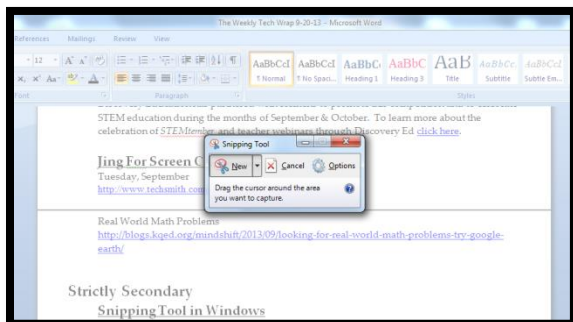


You access this tool by going to the lower left of your screen and clicking the START button > All Programs > Accessories > Snipping Tool. (See image to the left.)

Selecting this will bring up a small window with the tool.



The default for a new snip is set for a rectangular selection, but you may use the dropdown menu to choose a free-form, full screen, or window snip. Your monitor screen will be shaded in light grey when the tool box appears and the cursor will change to a cross. (Image on left, below)



Left-click and drag the cursor across the area that you would like to snip and the shading will be removed from the selected area. As soon as you release your mouse button the selected content will appear in a new window. (Image on right, above) From here you can copy, save, and mark up the image.




Central Elementary 6th Grade: Part II

Last year the two manufacturers of netbooks announced that they would no longer produce the devices so that they could put their resources into the production of tablets. This announcement means school districts, such as FASD, that have schools with 1:1 computing will need to decide what new devices they will purchase in the coming years.

To test the use of tablets in the classroom a set of Nexus 10 Android tablets are being used in Mr. Joe Keenan's 6th Grade classroom at Central Elementary School.

One of the ways students are using the tablets is to access My Big Campus. Mr. Keenan places resources, assignments, tests, & quizzes on MBC and the students use a web browser to access them. At the end of the last school year 6th Grade students used the devices to conduct research on the Internet, view maps associated



with their Social Studies

lessons, practice math skills, and investigate Gettysburg.



Among the uses for this year Mr. Keenan is considering some of the apps that allow students to explore Economics through virtual worlds and simulations. When asked where he sees the use of tablets in the classroom he says, "The sky's the limit."

Looking Ahead

More Changes to Come

We started the year reflecting on the numerous changes that we were facing. One more change will be a new Technology Instructional Coach in the not too distant future. Working closely with the Technology Department and the entire teaching staff over the past 3+ years has been a wonderful experience. It was not easy to make the decision to transition into a new position working with Curriculum and Federal Programs.

Please be assured that until a new coach is in place I am still available to work with teachers on technology integration. Do not hesitate to call or email with your questions and concerns. I may not be as available to respond quickly, but I will try to get to everyone and will work with the new coach to get them up to speed with any on-going projects as quickly as possible. My hope is that the transition is a seamless one.